

Easykeyfinder

Instruction



A Bluetooth 4.0 Low Energy device Easykeyfinder works with Bluetooth 4.0 ready smart devices(iOS 7.0⁺ and Android 4.4⁺), such as iPhone4s /5/5c/5s/6, iPad3/Mini/Air, SamsungS4/S5/S6/ Note3/Note4 and etc. It communicates with free App and works as key finder, anti-lost alarm and camera remote shutter.

Box Contained

1. Easykeyfinder
2. Keychain
3. User manual
4. Extra CR2032X1(R631/R633),Extra CR2016x1(R621)





Setting up a new Easykeyfinder

- 1.Download and install the app from Apple App Store or Google Play by searching 'Easykeyfinder'
- 2.Press the button 3 seconds to activate Easykeyfinder when use it for the first time. Buzzer would beep and blue LED indicator will flash three times.
- 3.Open the app, click  to open the list, click  to connect the key finder.
- 4.Rename Easykeyfinder in the app.

Using new Easykeyfinder

Attach the new Easykeyfinder to your key or any other valuable item you don't want to lose.

1.Key Finder/Locator

Tap the Scan icon  in the app to connect with Easykeyfinder, then tap the  icon to locate the Easykeyfinder.

2.Remote Shutter

Tap the camera icon to launch camera in the app. Press the button on the Easykeyfinder to trigger the phone take picture or video.

3.Anti-lost Alarm

When Easykeyfinder goes out of safety range, the app will alert you with sound, vibration and flash. Alarm can be set on easykeyfinder application, phone, or both. Besides, for iOS system, the alarm could be shut off by shaking the smart devices.



app for
Android



app for
iOS

4.Phone Finding

Press the button on the Easykeyfinder to find the phone.

5.Lost Location History

When connection was broken, the app will add a pushpin on the map. It can inform you when and where lost the Easykeyfinder.

6. Mute Function for iOS system only

A. Do Not Disturb Mode-Once switch on, the smart devices and the key finder would not alarm whether the connection is broken or not.

B. Security Zone- Connected with the current same wifi, mute could be set in the application for a certain time when the smart devices and key finder would not alarm even though the connection is broken.

Specification:

Dimensions: D37mm x T9mm(R631), L38mm x W38mm x H9mm(R633),
D31mm x T5.4mm(R621)
Weight: 12g(R631/R633),5g(R621)
Wireless: Bluetooth 4.0 (Bluetooth Low Energy)
Range: 0~35meters
Buzzer: 80dB(R631/R633),70dB(R621)
Indicator: Blue LED
Battery: CR2032(R631/R633),CR2016(R621) button battery X1
Working Time:(The continual beep of alarm has impact on working time)
Disconnected but can be found by phone 7X24h: Up to 2 years
Connected with phone 7X24h: Up to one year
Temperature Range: -20 C to +70 C
Water proof: IP67(R631/R633 only)

Replacing the battery

- 1.Unscrew the outer shell for R621.Use the plastic plate to open the R631/R633
- 2.Replace CR2032 or CR2016 battery. Please mind the polarity of battery.
- 3.Close and tighten the outer shell.

Safety instruction

1. The Key Finder can not be used without installing and running the App on your phone.
2. Keep it dry and away from moisture and corrosive material.
3. Do not disassemble this product or attempt to repair or modify it in any manner.
4. Battery and battery-cab are included in the product. they are all small parts to children. The product should not be used without the adult supervision in case children swallow or get choked by these small parts. Consult your doctor immediately if that happens.
5. All products have gone through a thorough quality assurance inspection, feel free to use it.
6. Always return used button batteries to your local battery-recycling center.